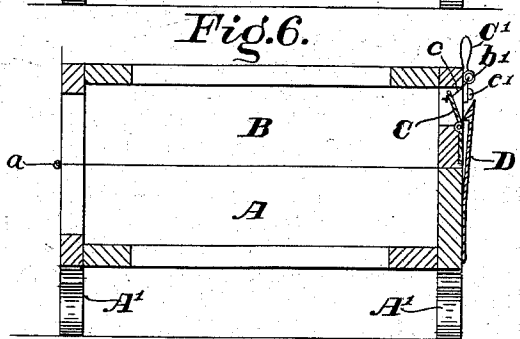
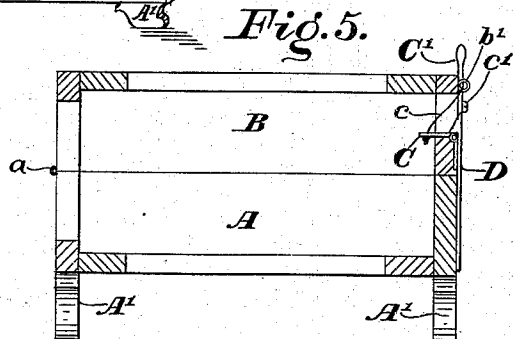
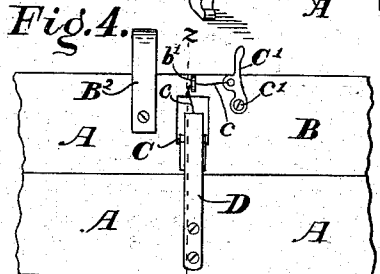
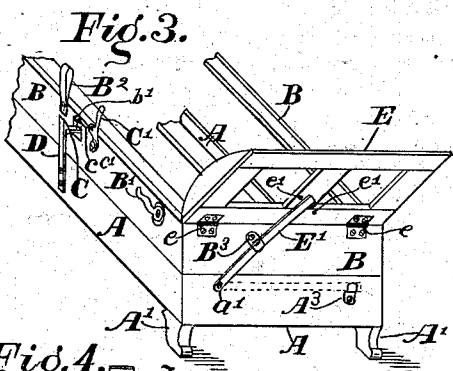
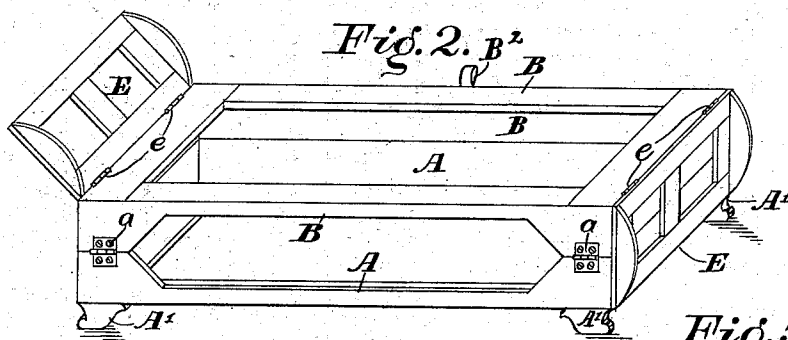
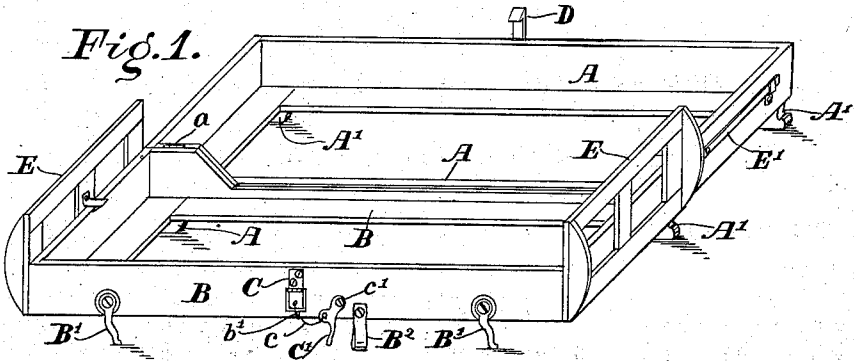


(No Model.)

O. STECHHAN.
FOLDING BED OR LOUNGE.

No. 276,729.

Patented May 1, 1883.



WITNESSES.

INVENTOR.

Chas. Leonard.
E. W. Bradford.

Otto Stechhan,
PER
C. Bradford.
ATTORNEY.

UNITED STATES PATENT OFFICE.

OTTO STECHHAN, OF INDIANAPOLIS, INDIANA.

FOLDING BED OR LOUNGE.

SPECIFICATION forming part of Letters Patent No. 276,729, dated May 1, 1883.

Application filed March 5, 1883. (No model.)

To all whom it may concern:

Be it known that I, OTTO STECHHAN, of the city of Indianapolis, county of Marion, and State of Indiana, have invented certain new and useful Improvements in Folding or Bed Lounges, of which the following is a specification.

My said invention consists in a folding or bed lounge which is composed of two halves of substantially equal size hinged together, the head or heads of which are hinged or otherwise movably or removably attached to the ends, as will be hereinafter more fully described.

It also consists in an improved locking device for securing the two halves in position when folded together.

Referring to the accompanying drawings, which are made a part hereof, and on which similar letters of reference indicate similar parts, Figure 1 is a perspective view of a bed-lounge frame opened out, as when used for a bed; Fig. 2, a similar view of the same closed, as when used for a lounge; Fig. 3, a view like Fig. 2, as seen from one end; Fig. 4, a front elevation of the lock and adjacent parts; Fig. 5, a sectional view of the same, as seen when looking to the right from the dotted line $z z$; and Fig. 6, a similar view, except that the parts are in different positions.

In said drawings, the portions marked A B represent the two halves of the lounge-frame; C D, the lock portions thereon, and E the head or heads.

The two frames A B are secured together by hinges a , much in the usual manner. They are, however, different from ordinary lounge-frames in that each is substantially of the shape and size of the other, and therefore when the lounge is unfolded a full-sized bed is formed as long as the entire frame. The portion A has the usual feet, A' , constructed solid with the frame, and the portion B has the usual folding feet, B' , and a handle, B^2 , by which it may be lifted in unfolding.

The lock C D serves to hold the two parts A B together. The part C is substantially a hinge, one part of which is attached to the side of the frame B, while the other bends in at right angles and occupies a recess in the frame formed to receive it. A small cord, c , is at-

tached to this portion, and extends up to and runs over a sheave or eye, b' , on the frame B, and thence to a lever, C' , pivoted to the frame by the pivot c' , and adapted when moved side-wise to draw on the cord c and raise the portion of the locking device to which it is attached, so that the whole of the portion C shall be substantially in line, as shown in Fig. 6. The part D is substantially a spring-catch, which is attached to the frame A, and is adapted to catch over the corner formed by the angle of the hinge-like portion C when the latter is in the position shown in Fig. 5, and to be thrown from engagement therewith when said portion is operated to assume the position shown in Fig. 6.

The heads E are hinged to the frame B by hinges e , and thus when the article is folded or in lounge position the heads are secured to the ends thereof at the top. These heads are so arranged that they may be secured at any angle, or may be folded down close upon the ends of the lounge, thus transforming the lounge into a divan. As will also be readily seen, either of the heads may be elevated, thus giving a right hand or a left hand lounge at will. The heads are supported when in raised position by the bars E' , which are pivoted to the lower frame, A, by pivots a' , and are provided with projections which are adapted to enter holes e' in the heads, and be thus held in place while supporting said heads. Brackets B^3 serve to support the bars while in use, and rests A^3 serve a like purpose when they are not in use. These bars are preferably of spring-steel, so that they can be readily bent from the straight position they occupy when not in use to the curved position necessary when supporting the heads to permit said heads to be placed at the proper angle.

When all the parts are folded together this device is simply a cushioned seat or divan. When one or the other of the heads is raised it becomes a right or left hand lounge. When both are raised it becomes a sofa or double-ended lounge, and when opened out it forms a bed. When the lounge is to be opened the lever C' is first used to straighten the part C, which it does through the cord c , and thus disengages the catch D. The part B is then raised by means of the handle B^2 and unfolded to

the position shown by Fig. 1. The heads E may be left in position to form a head-board and a foot-board for the bed, as shown, or may be laid back upon the floor. When it is desired to restore the device to the lounge or divan form it is folded back, when the lock C D engages, and holds the two parts secured together until again released.

Having thus fully described my said invention, what I claim as new, and desire to secure by Letters Patent, is—

1. The combination, with the main frame of a folding lounge, of the heads therefor, said heads being secured to the upper edge of said frame by hinges, substantially as described, and for the purposes specified.

2. The combination, with the folding frames of a bed-lounge, of the lock therefor, composed of the parts C D, said part C being in substantially the form of a hinge adapted to be straightened to disengage the part D, and the part D being in effect a spring-catch adapted to catch over the angle formed by the part C when the two portions of said part are at substantially right angles, substantially as set forth.

3. A lock for bed-lounges consisting of the

hinge-like part C and the catch-like part D, in combination with means for disengaging the same, substantially as set forth.

4. The combination, with a lounge-frame, of a head portion, E, hinged to said frame at the top, and adapted to fold down over the end upon the outside, substantially as shown and specified.

5. The combination of the lounge-body, the head portion E, hinged thereto, and the supporting-bar E', substantially as set forth.

6. The combination of the two halves A B of the frame, said halves being of substantially equal size, and hinged together, as shown, and the heads E therefor, attached to the ends of the frame, said heads being adapted to serve as heads for the lounge when the structure is in lounge position and as end boards for the bed when in bed position, substantially as set forth.

In witness whereof I have hereunto set my hand and seal, at Indianapolis, Indiana, this 22d day of February, A. D. 1883.

OTTO STECHHAN. [L. S.]

In presence of—

C. BRADFORD,

E. W. BRADFORD.